

A YEAR OF COMMUNITY  
IMPACT

# Giving Back



## 2022-2023 Report

### Board of Directors

#### President

Laurie Davis

#### 1st Vice

Sandra Wood

#### 2nd Vice

Tanja Parsley

#### Treasurer

Christopher Wood

#### Secretary

Trish Torrance

#### Directors

Britney Rodgers

Carol Petryschuk

Don Staddon

Andrew Vince

Carolynne Rodgers

Niranjan Kamath

*"The thing I missed most when I retired was the people I connected with daily. Volunteering has connected me with so many wonderful new people who have become friends. I love working and playing with all the books in Bookends where I have dusted off skills I thought I might never need again and where I have been challenged with different skills needed for the in-store and online books."* **One of our volunteers**

#### Testimonial from a Transportation Client:

*"I can't tell you how much I appreciate your service. Without your service I wouldn't be able to get to my doctor's appointments. Your drivers... they couldn't be any better, all of them. Your staff and your drivers make my life so much better...it has made such a big difference to me."*

## *Message from our CEO*

### *Kari Simpson*

As we near the completion of another remarkable year at East Wellington Community Services, it brings me immense pleasure to share with you the highlights of our journey.

**Volunteers and Staff:** Our volunteers and staff have continued to be the heart and soul of our organization, dedicating countless hours and unwavering dedication to our cause. This year, their commitment was nothing short of extraordinary. Together, they've empowered our charity to reach new heights, extending a helping hand to those who need it most.

**Outreach Support:** Through our extensive outreach efforts, we've touched the lives of countless individuals and families in our community. Our team's dedication to delivering vital resources and support to those facing hardships has made a tangible difference in the lives of many.

**Food Insecurity:** This year, thanks to the unwavering support of our donors and the hard work of our volunteers we've provided essential nourishment to those experiencing food insecurity, ensuring that no one in our community goes to bed hungry.

**Fundraising Initiatives:** Our fundraising efforts have been nothing short of exceptional. We've engaged with our supporters, hosting successful events and campaigns that have not only raised crucial funds but also fostered a strong sense of community around our mission. This couldn't be done without the support of our amazing and generous community members and business owners!

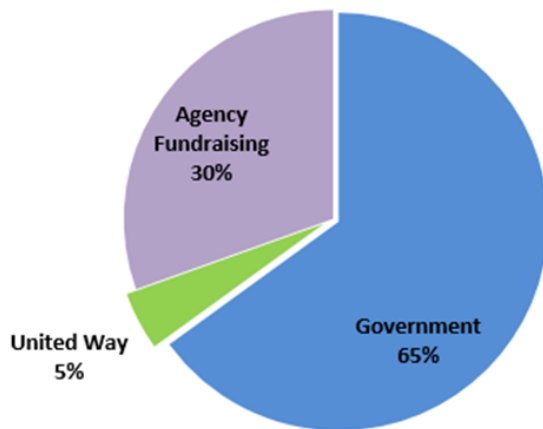
**Seniors Programs:** Our transportation, adult day and personal support worker programs have continued to flourish, offering a lifeline of companionship and support to our elderly community members. These programs have been a source of joy and connection for our seniors and have allowed our seniors to remain in the community they chose to live.

**Youth Programs:** Our youth programs have empowered the next generation with valuable life skills and mentorship opportunities.

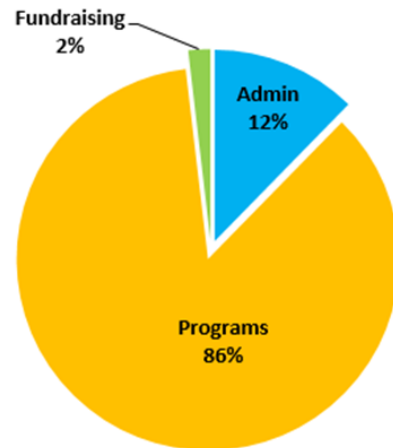
I would like to extend my heartfelt gratitude to our incredible team, our generous donors, and our dedicated volunteers for making all of this possible. Together, we are transforming lives and making a lasting impact on our community.

Thank you for your steadfast commitment to our mission. We look forward to sharing and working alongside of you to ensure our community members continue to have the programs and services they need at the level of excellence they deserve!

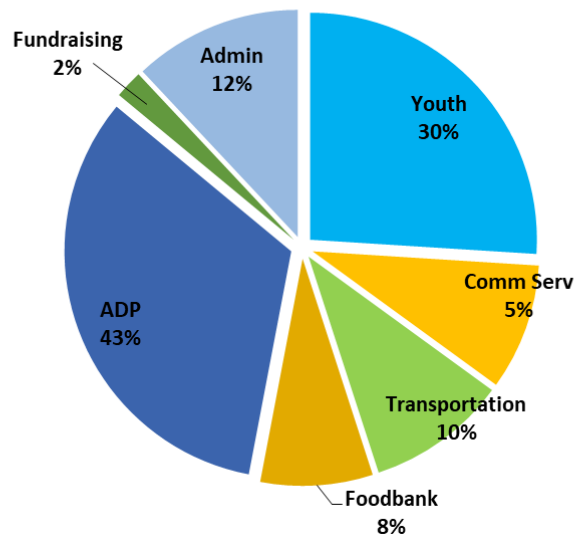
### 2022-2023 EWCS Income



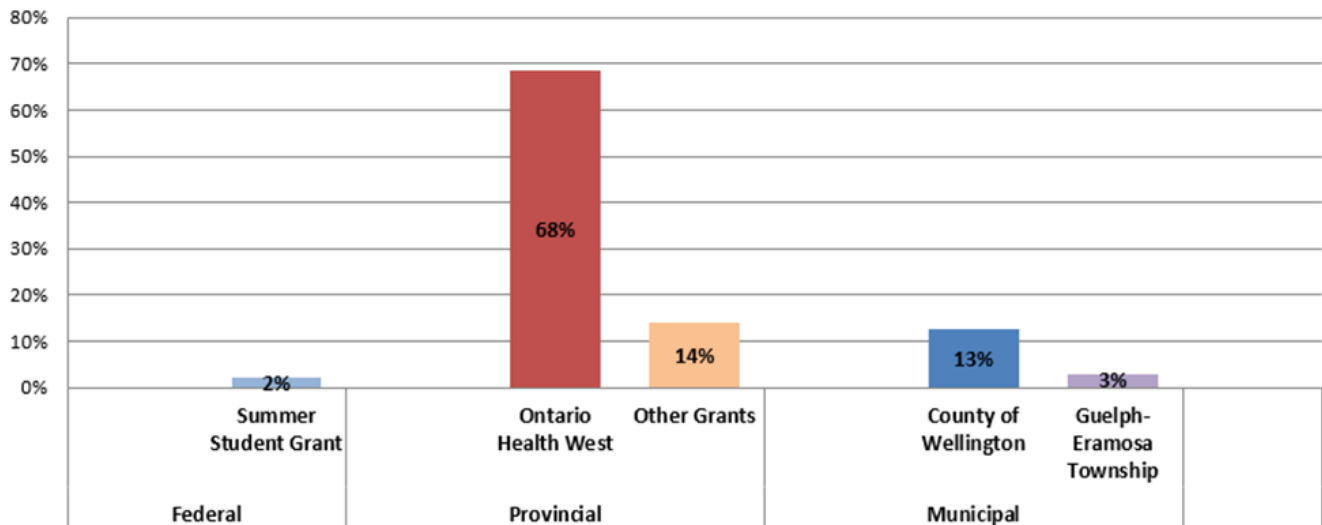
### 2022-2023 EWCS Expense



### 2022-2023 EWCS Expense by Program



### EWCS 2022-2023 Government Funding



**Seniors  
programs**

**2150** In person visits to  
our **Adult Day Program**

**729** In home  
Personal Support Worker visits




**Helping those in need**

**185** individuals served through  
our Community Outreach Services

**Feeding Hope**

**236** individuals visited the Food Bank  
**+ 30 %** increase year over year



**Engaging our Youth**

**2261** visits to our Youth Centre



**Connecting our Community**

**3037** rides provided  
**18 %** increase over last year

**Building Community with you**

**6436.25 hours** of  
volunteer service to our community

